



# The Parents' Guide to Google Classroom

# What is Google Classroom?

Think of Google Classroom (GC) as your child's digital link to learning.

Teachers use GC to share assignments, homework, newsletters, and much more with students AND parents!



# Getting Started



Your child was provided with a secure login and password that is unique to them.

Check with his/her teacher to obtain this private information OR ask them to add you as a parent via email!

# Getting Started



1

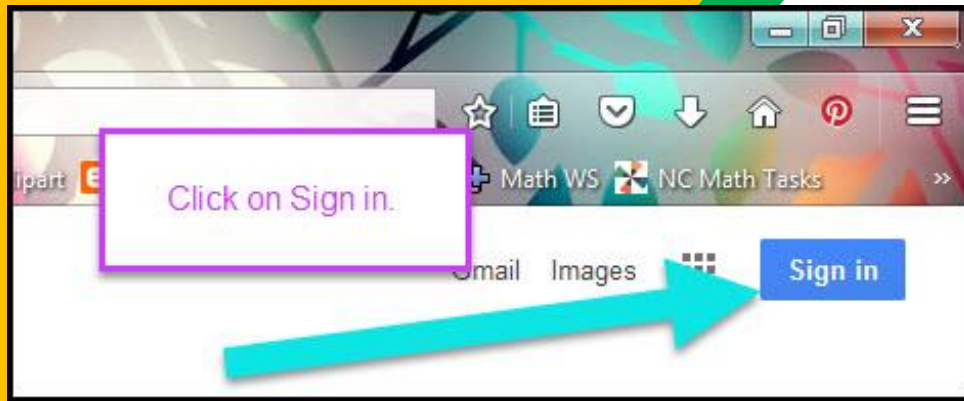
Click on the Google Chrome browser icon.

# Getting Started



2 Type [www.google.com](http://www.google.com)  
into your web  
address bar.

# Getting Started



3

Click on **SIGN IN** in the upper right hand corner of the browser window.

# Getting Started



A screenshot of a Google login page. At the top left is the Google logo. Below it, the text "Hi Tanya" is displayed next to a profile picture icon and the email address "bratton@opsb.info". Underneath is a password input field with the placeholder text "Enter your password". To the left of the password field is a link that says "Forgot password?". To the right of the password field is a blue button labeled "NEXT". A red arrow points from a red-bordered box containing the text "Click on Next" to the "NEXT" button.

4

Type in your child's  
Google Email address  
& click "next."

# Getting Started

Google

Hi Tanya  
bratton@opsb.info

Enter your password

Forgot password?

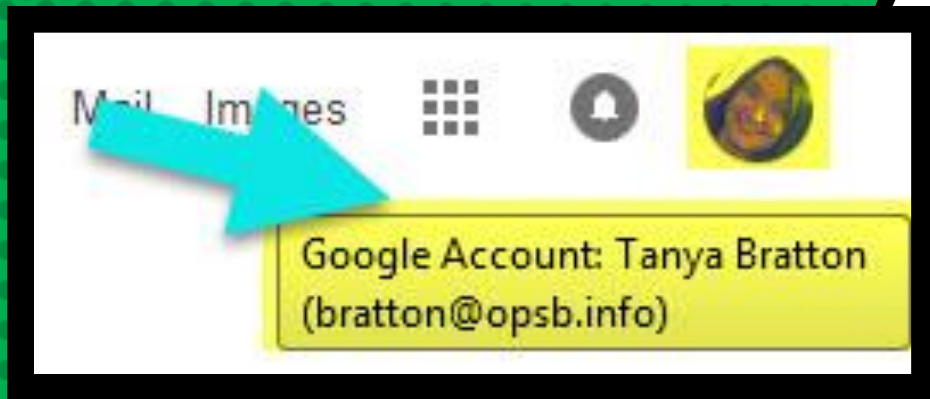
NEXT

Click on Next

5

Type in your  
**PASSWORD**  
& click "next."



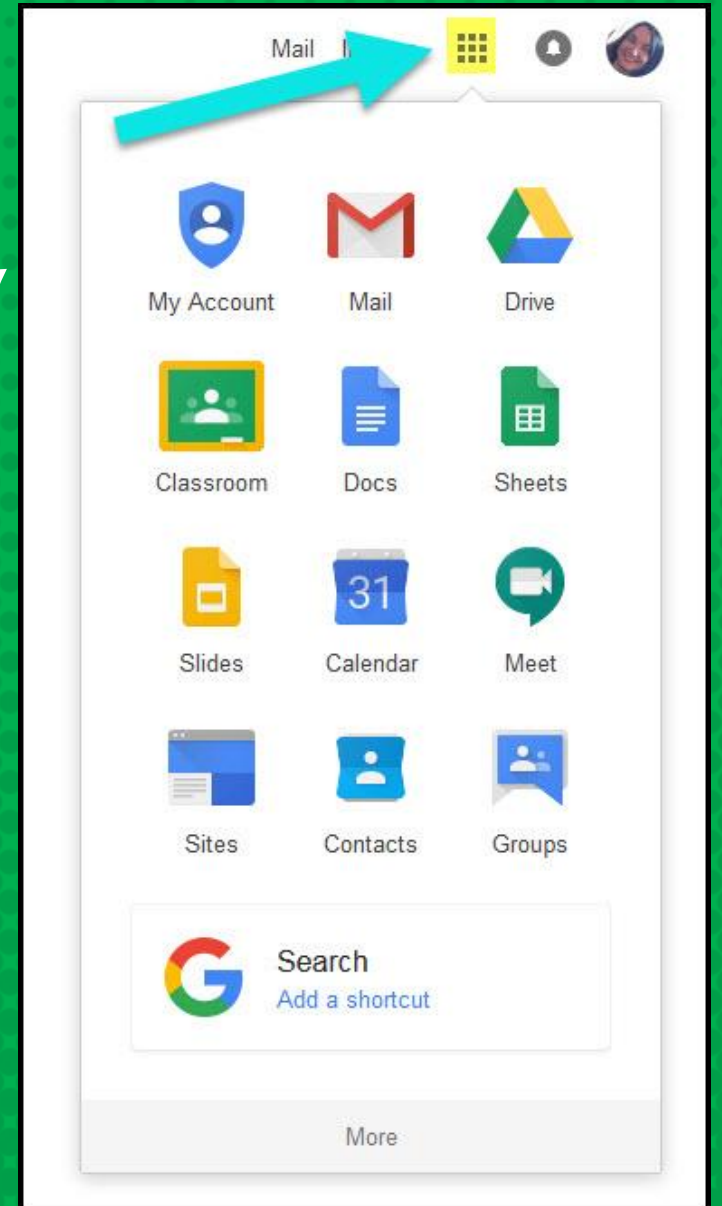


***NOW YOU'LL SEE***

that you are signed in to  
your Google Apps for  
Education account!

# GOOGLE SUITE

Click on the 9 squares  
(Waffle/Rubik's Cube) icon in the  
top right hand corner to see  
the Google Suite of Products!



# GOOGLE ICONS TO RECOGNIZE:



CHROME



DOCS




DRIVE



SLIDES



SHEETS



FORMS



CALENDAR



GMAIL



PHOTOS



MAPS



KEEP



CLASSROOM



MEET



HANGOUTS



SITES



CONTACTS



CLOUD



CLOUD SEARCH



YOUTUBE



NEWS



VAULT



MY ACCOUNT



GROUPS

# Navigating Classroom

1

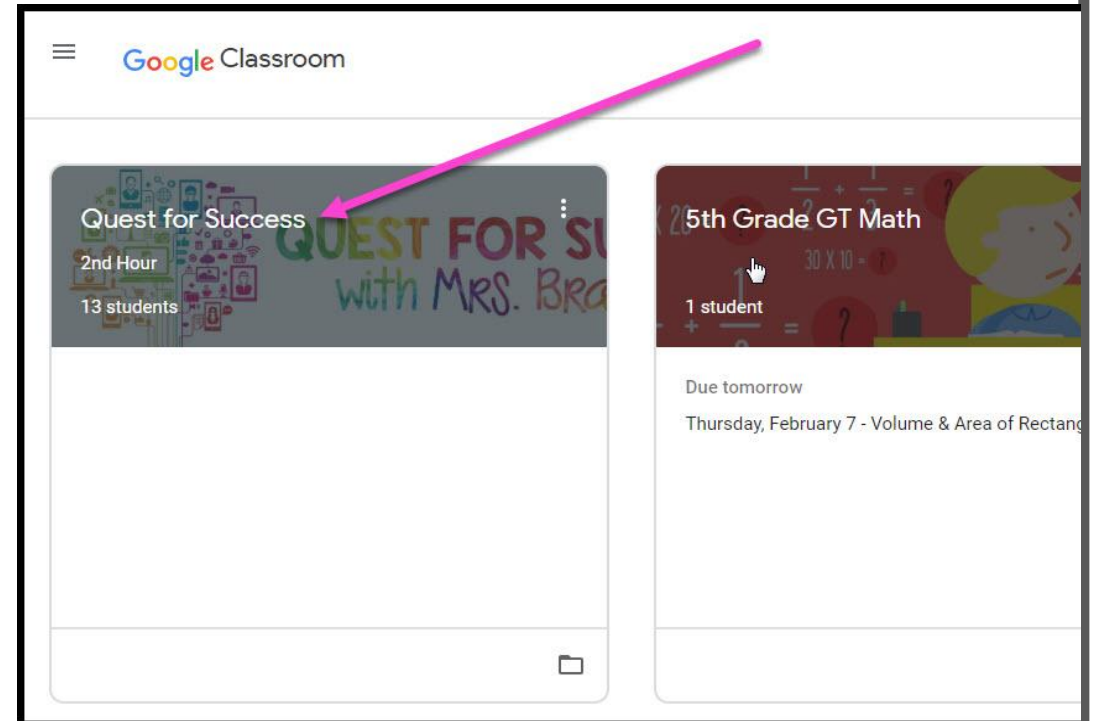
Click on the waffle button and then the [Google Classroom](#) icon.



# Navigating Classroom

2

Click on the class you wish to view.

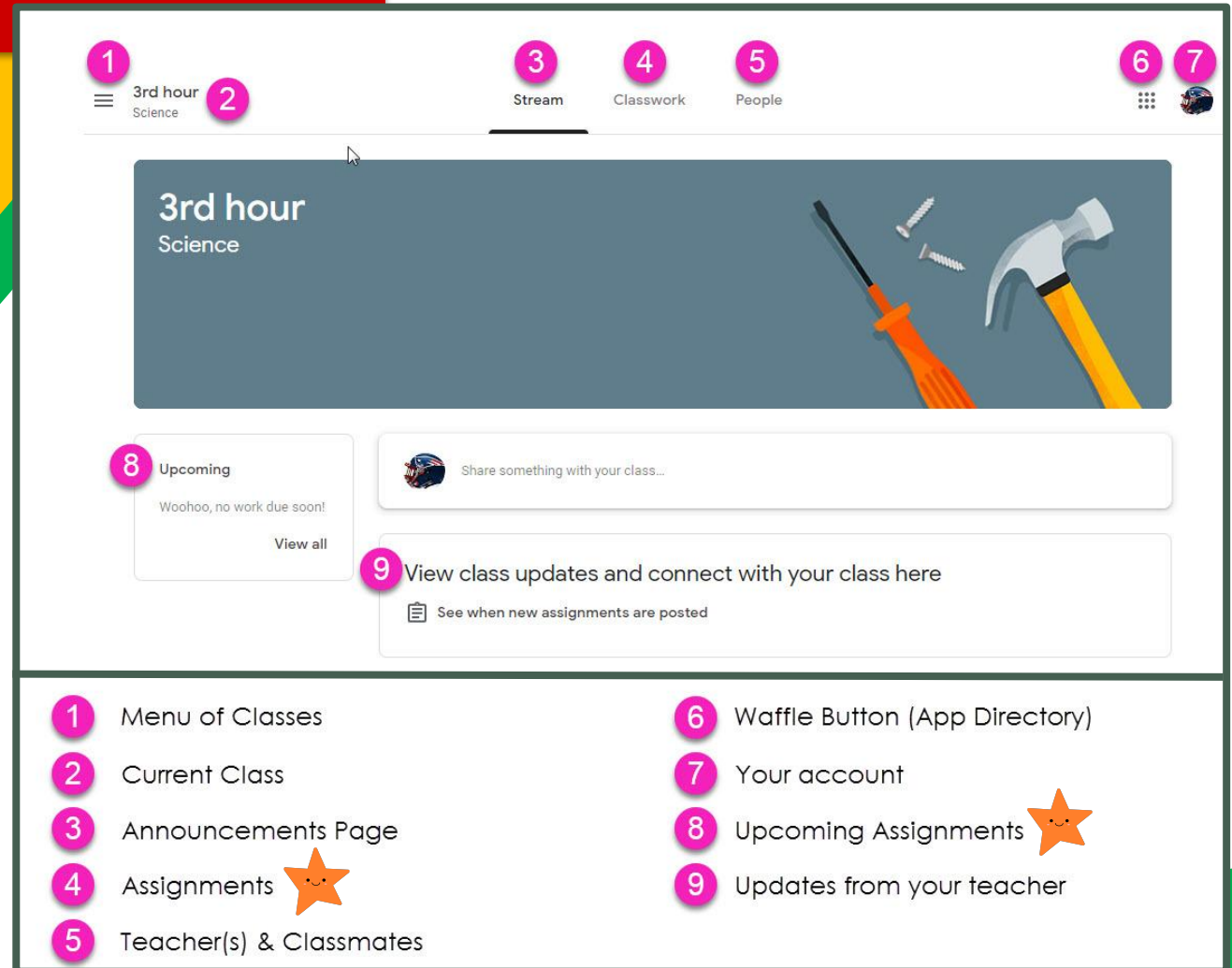


# Navigating Classroom



 = High Interest for Parents

# 3

Page tools  
(Left side)



The screenshot shows a Classroom page for '3rd hour Science'. At the top, there is a navigation bar with a menu icon (1), the class name (2), and tabs for 'Stream' (3), 'Classwork' (4), and 'People' (5). On the right side of the navigation bar are a waffle button (6) and a profile picture (7). The main content area features a header with the class name and a background image of tools. Below the header is an 'Upcoming' section (8) with a message 'Woohoo, no work due soon!' and a 'View all' link. To the right of this is a text input field for sharing updates. Below the 'Upcoming' section is a box (9) for viewing class updates and connecting with the class, including a checkbox for 'See when new assignments are posted'.

- 1 Menu of Classes
- 2 Current Class
- 3 Announcements Page
- 4 Assignments 
- 5 Teacher(s) & Classmates
- 6 Waffle Button (App Directory)
- 7 Your account
- 8 Upcoming Assignments 
- 9 Updates from your teacher

# Navigating Classroom

4

Assignment  
details

The screenshot displays the Classroom interface with the following elements and callouts:

- 1** Classwork Tab
- 2** View your work
- 3** Google Calendar and Class Drive folder
- 4** View your files
- 5** Topics available
- 6** Topic Headings (Benchmark Tests)
- 7** Assignment Title (For the Week of September 2 - 6)
- 8** Assignment Due Date (Due Today)
- 9** Assignment Status (Assigned)
- 10** Attached files/links (Day 1-4 PDFs)
- 11** Click to view assignment

**1** Classwork Tab

**2** View your work

**3** Google Calendar Class Drive folder

**4** View your files

**5** All topics

**6** Benchmark Tests

STAR Math Benchmark Test - BOY Due Sep 3

Daily Lesson Files

**7** For the Week of September 2 - 6 **8** Due Today **9** Assigned

Posted Sep 3

Monday - NO SCHOOL (Labor Day)  
Tuesday - Multistep Equations (Also STAR Math Benchmark)  
Wednesday - Variables on Both Sides  
Thursday - Infinite & No Solution Equations  
Friday - Algebraic Proportions

**10** Day 1 - Multistep Equatio... PDF

Day 2 - Variables on Both... PDF

Day 3 - Infinite & No Solu... PDF

Day 4 - Algebraic Propor... PDF

**11** View Assignment

**1** Classwork Tab

**2** See your Grades

**3** See Due Dates

**4** View your files

**5** Topics available

**6** Topic Headings

**7** Assignment Title

**8** Assignment Due Date

**9** Assignment Status

**10** Attached files/links

**11** Click to view assignment

# ACCESS

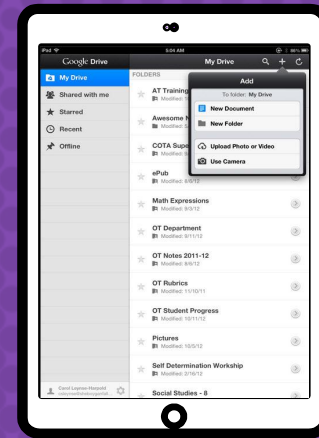
# ANYWHERE



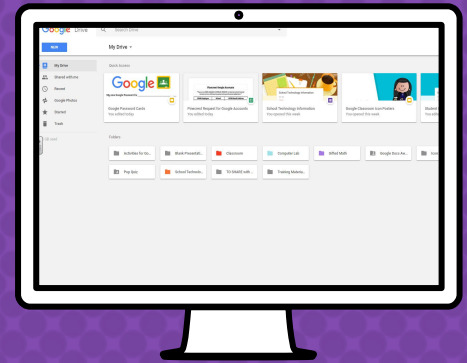
**ANDROID**



**IPHONE**



**TABLET**



**DESKTOP**





# GOOGLE APPS

---

allow you to edit Google assignments from any device that is connected to the internet!



Download on the  
App Store



GET IT ON  
Google Play

# QUESTIONS?



Email me at